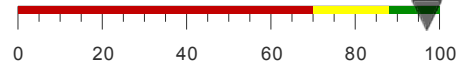


ACD Experience Profile

Company Name:	BOMBARD MECHANICAL
Address:	3933 W ALI BABA LN LAS VEGAS, NV 89118
Phone:	702-940-4822
Requested By:	Ansonia Credit Data - Bill : Demo User
Report Date:	1/10/2017 8:52 AM
Transaction #:	9168406
Primary Entity Id:	21016867
Currency:	USD

RATING 411K-5
Risk Score: 97


Historic 25 months	
Average Days Beyond Terms:	10
Average Monthly Balance:	\$423,246
High Balance:	\$1,253,788
Total Cos Reporting:	19

DEMOGRAPHICS
Demographic data powered by Business Credit Reports, Inc.

Company Overview	
Company Name:	BOMBARD MECHANICAL, LLC
Year Started:	2005
Annual Sales:	\$16,545,000 (estimated)
Employee Total:	40
Line of Business:	Plbng,Htng,Air-Cond
Legal Status:	Corporation
Subsidiary Status:	Subsidiary
National/Tax Id:	880440802
SIC:	1711
Import/Export Status:	Not Available

Location Information	
Address:	3933 W ALI BABA LN Las Vegas, NV 891181623 USA
Phone:	702-940-4822
Location Type:	Single Location

Management	
CEO:	Angelo Iannucci
Executives:	Sharon Iannucci, Connie Luxe, Connie Lutz, Brent Vondrak

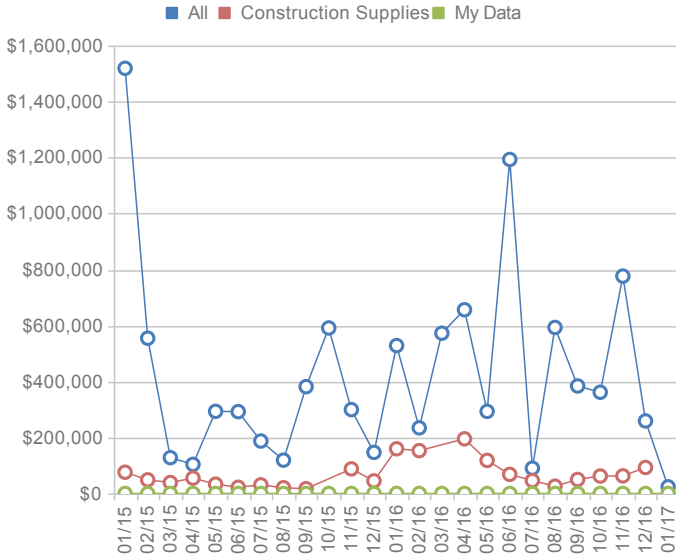
PUBLIC RECORDS
*The summary data provided below is for **BOMBARD MECHANICAL** located at 3933 W ALI BABA LN, LAS VEGAS, NV 89118-1623*
Bankruptcies
*The bankruptcy data provided below is for **BOMBARD MECHANICAL** located at 3933 W ALI BABA LN, LAS VEGAS, NV 89118-1623*

 Bankruptcy Search: [Clear](#)
Tax Liens
*The lien data provided below is for **BOMBARD MECHANICAL** located at 3933 W ALI BABA LN, LAS VEGAS, NV 89118-1623*

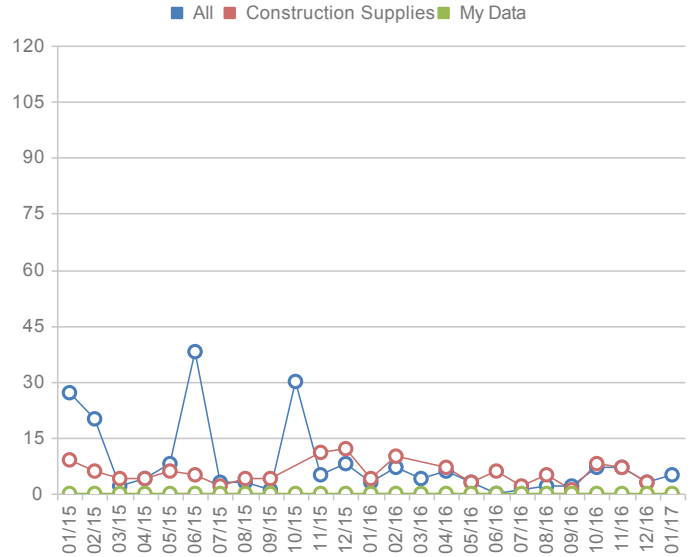
 Tax Lien Search: [Clear](#)
Judgments
*The judgment data provided below is for **BOMBARD MECHANICAL** located at 3933 W ALI BABA LN, LAS VEGAS, NV 89118-1623*

 Judgment Search: [Clear](#)

Balance



Days Beyond Terms



RECENT EXPERIENCE

Mbr	Month	First Sale	Last Sale	High Credit	Balance	Current	1-30 PD	31-60 PD	61-90 PD	91+ PD	DBT
Technology Wholesalers	11/16		10/16	\$769,605	\$639,106	\$458,956	\$102,492	\$77,658	\$0	\$0	8
Wholesale Trade	09/16		08/16	\$151,837	\$151,837	\$151,837	\$0	\$0	\$0	\$0	0
Industrial Equipment, Supplies	12/16		11/16	\$106,224	\$105,828	\$96,493	\$9,335	\$0	\$0	\$0	1
Construction Supplies	12/16		11/16	\$195,130	\$92,868	\$73,313	\$19,555	\$0	\$0	\$0	3
HVAC / Plumbing	12/16		11/16	\$17,434	\$15,279	\$1,532	\$13,747	\$0	\$0	\$0	13
Construction Equipment	01/17		12/16	\$11,432	\$11,432	\$11,272	\$0	\$160	\$0	\$0	1
HVAC / Plumbing	01/17		12/16	\$527,139	\$6,418	\$1,456	\$4,962	\$0	\$0	\$0	12
HVAC / Plumbing	01/17		12/16	\$14,659	\$3,697	\$2,930	\$767	\$0	\$0	\$0	3
LTL	01/17		12/16	\$3,088	\$2,075	\$1,051	\$1,024	\$0	\$0	\$0	7
HVAC / Plumbing	10/16		08/16	\$474,881	\$2,047	\$0	\$127	\$870	\$1,050	\$0	59
HVAC / Plumbing	12/16	09/02	10/16	\$63,343	\$800	\$0	\$800	\$0	\$0	\$0	15
HVAC / Plumbing	12/16		11/16	\$524	\$172	\$172	\$0	\$0	\$0	\$0	0
Total					\$1,031,559	\$799,012	\$152,809	\$78,688	\$1,050	\$0	6
						77%	15%	8%	0%	0%	

EXPERIENCE SUMMARY

	Month	# of Co's	Balance	Current	1-30 PD	31-60 PD	61-90 PD	91+ PD	DBT
+	01/2017	4	\$23,622	71%	29%	1%	0%	0%	5
+	12/2016	9	\$259,059	77%	23%	0%	0%	0%	3
+	11/2016	8	\$776,374	71%	19%	10%	0%	0%	7
+	10/2016	8	\$361,549	63%	32%	4%	0%	0%	7
+	09/2016	11	\$383,971	89%	9%	1%	0%	0%	2
+	08/2016	11	\$592,950	86%	14%	0%	0%	0%	2
+	07/2016	7	\$90,135	90%	10%	0%	0%	0%	1
+	06/2016	11	\$1,193,000	97%	3%	0%	0%	0%	0
+	05/2016	7	\$293,223	83%	17%	1%	0%	0%	3
+	04/2016	8	\$656,284	65%	33%	0%	2%	0%	6
+	03/2016	4	\$572,473	79%	19%	0%	2%	0%	4
+	02/2016	5	\$234,305	57%	42%	0%	1%	0%	7
+	01/2016	5	\$528,371	89%	9%	1%	1%	0%	3
+	12/2015	4	\$146,722	68%	27%	1%	4%	0%	8
+	11/2015	7	\$299,472	69%	29%	2%	0%	0%	5
+	10/2015	8	\$591,131	24%	45%	0%	31%	0%	30
+	09/2015	5	\$381,427	95%	3%	1%	0%	0%	1

BOMBARD MECHANICAL

	Month	# of Co's	Balance	Current	1-30 PD	31-60 PD	61-90 PD	91+ PD	DBT
+	08/2015	6	\$118,996	75%	25%	0%	0%	0%	3
+	07/2015	6	\$187,271	89%	8%	0%	2%	0%	3
+	06/2015	7	\$292,320	19%	5%	65%	8%	2%	38
+	05/2015	7	\$293,334	77%	11%	8%	2%	1%	8
+	04/2015	8	\$104,039	75%	25%	0%	0%	0%	4
+	03/2015	7	\$127,913	88%	12%	0%	0%	0%	2
+	02/2015	10	\$554,504	50%	13%	33%	3%	1%	20
+	01/2015	7	\$1,518,716	21%	30%	49%	1%	0%	27

EXPERIENCE DETAIL

	Industry	# of Co's	Balance	Current	1-30 PD	31-60 PD	61-90 PD	91+ PD	DBT
+	HVAC / Plumbing	7	\$58,419	\$32,036	\$13,303	\$10,351	\$2,656	\$73	15
+	Industrial Equipment, Supplies	1	\$29,175	\$22,821	\$6,340	\$0	\$13	\$0	3
+	Electrical Wholesalers	2	\$80	\$34	\$45	\$0	\$0	\$0	8
+	Construction Supplies	3	\$47,143	\$30,148	\$16,264	\$455	\$250	\$26	6
+	Technology Wholesalers	1	\$213,281	\$171,866	\$17,739	\$20,829	\$2,232	\$615	7
+	Construction Equipment	3	\$6,303	\$6,218	\$70	\$15	\$0	\$0	0
+	LTL	1	\$942	\$711	\$231	\$0	\$0	\$0	4
+	Wholesale Trade	1	\$151,837	\$151,837	\$0	\$0	\$0	\$0	0

INQUIRIES

There are no inquiries to display.

Ansonia Credit Data does not verify the data for completeness or accuracy and makes no warranties to the accuracy of the data in the reports. All information is provided by third parties and Ansonia simply provides the information in a concise format.